

## Home access for Students

At Wolstanton High we allow students to remote into our servers so that you can access your documents alongside Office programs which enables you to complete any homework / coursework.

To access the servers please see below instructions

Go to the school website at [www.wolstantonhigh.org.uk](http://www.wolstantonhigh.org.uk) and click students and staff from the top menu and students page, you should see links as below

Use the links below to access your services



Email



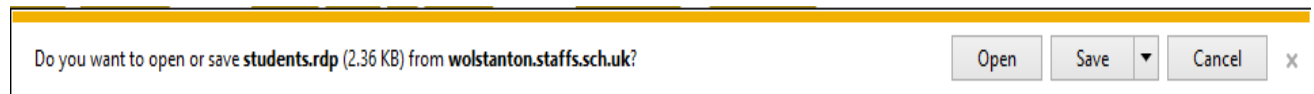
Home access



VLE

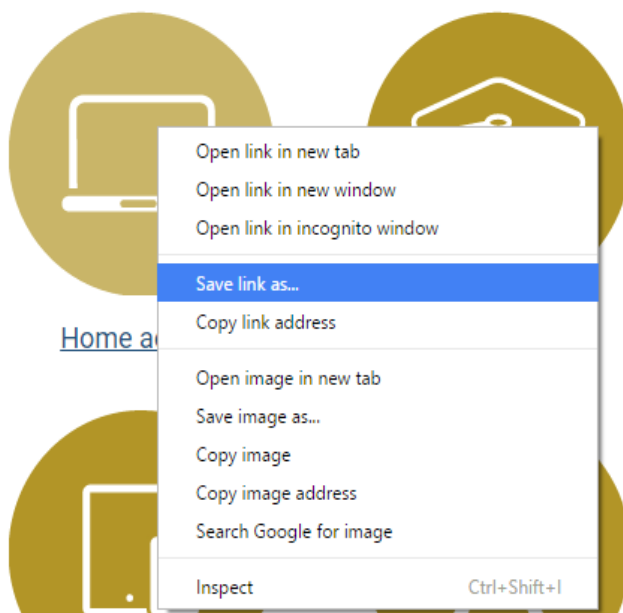
### If using Internet Explorer

Click on the home access icon and at the bottom of the screen you will receive a message to save the “students.rdp” file, save the file into your documents or on the desktop for easy access.

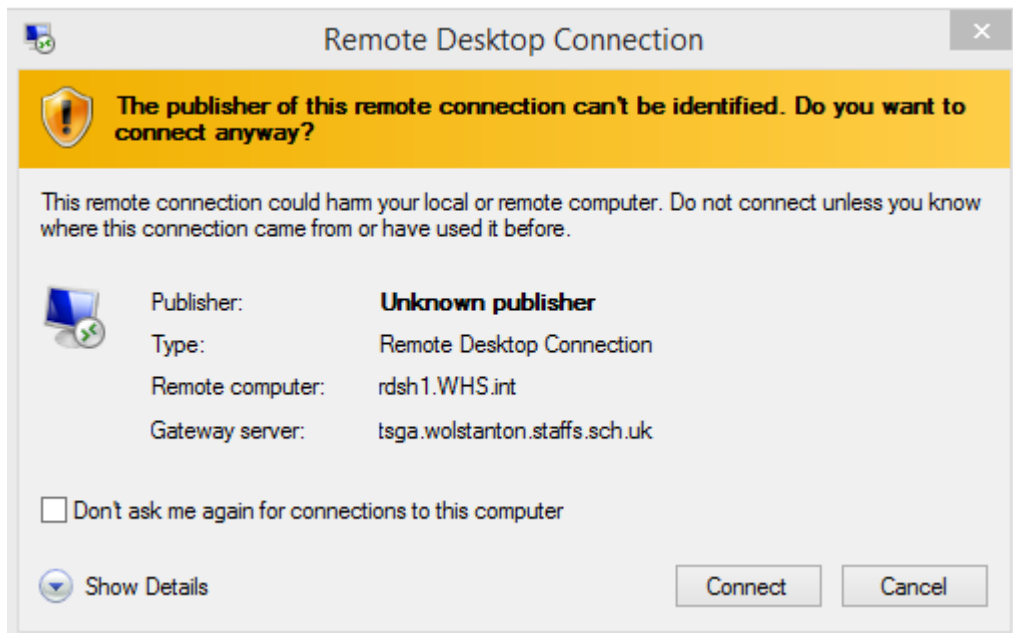


### If using Google Chrome

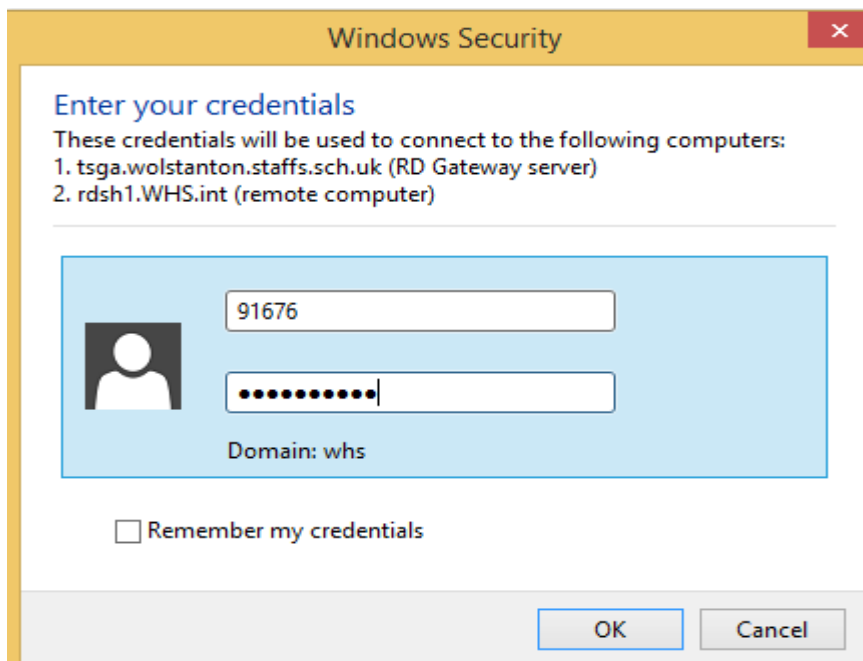
If you click on the home access you will get a page full of text, with Chrome you will need to right click the home access icon and click save link as, save to your documents or on the desktop for easy access.



Locate the “students.rdp” file you have just downloaded and double click to run and click connect to the following pop up



On the next screen enter your username and password that you use to log on to a computer in school which will also be the same as your email username and password and click OK



You will now connect to the school servers where you can access your documents and software as if you were in school.

Please note: on first login it may take a while, any logons after will be quicker.

Any issues please see the IT Technicians.